


A. DEMOSTHENOUS MOTOR AGENCY LTD

SPECIAL PURPOSE VEHICLES



INDEX

- ***TOYOTA WELCAB***
- ***HONDA WELFARE***

***TROODOS & TSERIOU AVENUE CORNER,
ROUNT ABOUT TSERIOU
STROVOLOS,
NICOSIA***

Phone: 22-325-500

Fax: 22-325-570

E-mail: sales@ademosthenou.com

Web: www.ademosthenous.com




Η εταιρεία μας, **A.DEMOSTHENOUS MOTOR AGENCY LIMITED**, πρωτοπορεί και καινοτομεί, για ακόμα μία φορά, εισάγοντας στην Κυπριακή αγορά ετοιμοπαράδοτα αλλά και με παραγγελία, εργοστασιακά κατασκευασμένα, για άτομα με ειδικές ανάγκες, αυτοκίνητα Toyota και Honda καθώς επίσης και **λεωφορεία** Toyota για μεταφορά από δύο μέχρι τεσσάρων αναπηρικών καθισμάτων, ικανοποιώντας έτσι τις ανάγκες καθενός, συνδυάζοντας ασφαλής μεταφορά, άνεση, αξιοπιστία και οικονομία.

Με την πολύχρονη πείρα και υπογραφή του κ. Αντρέα Δημοσθένους.



Περιεχόμενα

• <i>Ο στόχος της εταιρείας μας</i>	<i>2</i>
• <i>Toyota Ractis</i>	<i>4</i>
• <i>Toyota Ractis Friend</i>	<i>7</i>
• <i>Toyota Noah</i>	<i>10</i>
• <i>Toyota Porter Friend</i>	<i>12</i>
• <i>Toyota Hiace Regius</i>	<i>14</i>
• <i>Toyota Coaster Bus</i>	<i>16</i>
• <i>Toyota Welcab line</i>	<i>17</i>
• <i>Honda welfare vehicles</i>	<i>18</i>



TOYOTA WELCAB

Towards the Popularization of Welcab Vehicles

Against the social background of the aging society and the development of a welfare society, the need for vehicles for the disabled is growing every year. In 2002, the number of Welcab units sold by Toyota in Japan was 14,304, a more than 8.5-fold increase compared to 1995, while the number of driver's license holders restricted to use with vehicles designed for the disabled, or subject to similar restrictions, reached about 235,000 in 2001. This indicates that interest in driving is increasing among the disabled year by year. Toyota supports independence and care-giving by lining up a range of vehicles which are equipped with a variety of applications, such as the Welcab Friendmatic seat model, Welcab rotating and Sliding Front Passenger's Seat models, and Welcab Wheel-chair-adapted model.

Toyota Motor Corporation Japan



TOYOTA RACTIS 1500cc /1300cc PETROL ENGINE



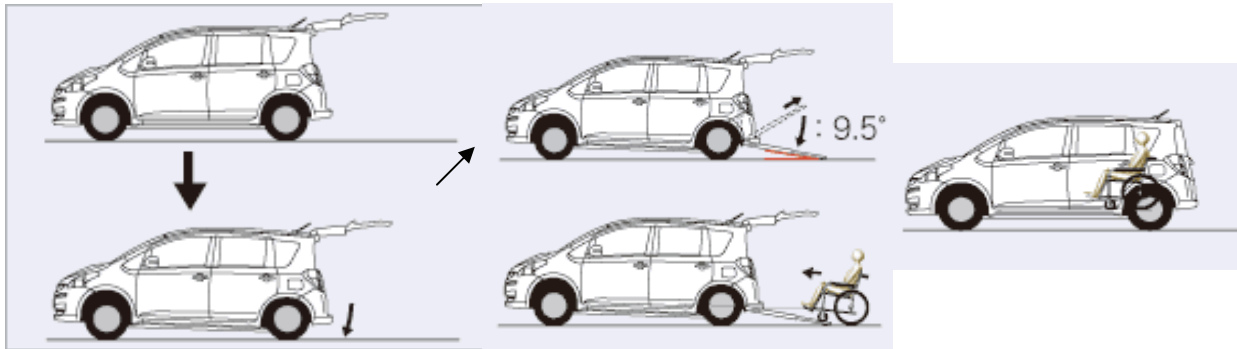
Available Engine Options

MODEL: 1NZ-FE VVTi

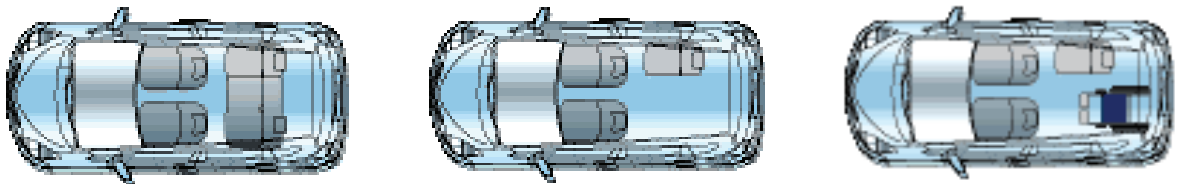
Displacement:	1496 cc
Horsepower:	81KW(110ps)/6000rpm
Engine Type:	VVTi (Variable Valve Timing)
Driving Fuel Economy:	18,6km/liter
Transmission:	Automatic CVT

MODEL: 2NZ-FE VVTi

Displacement:	1296 cc
Horsepower:	64KW(87ps)/6000rpm
Engine Type:	VVTi (Variable Valve Timing)
Driving Fuel Economy:	18,4km/liter
Transmission:	Automatic CVT



Option 1: 5 passengers or 3 passengers + 1 wheelchair



Option 2: 3 passengers + 2 wheelchair

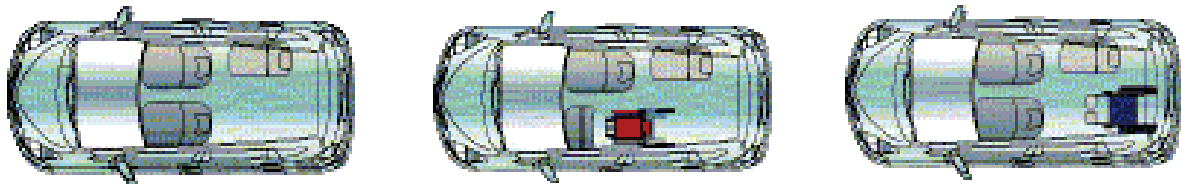


Photo Gallery



Open the back door, press the height adjustment switch "down" to lower the vehicle for easy access.



Height adjustment switch

Unlock the ramp by pulling the release lever. While lowering it, pull the extra ramp piece to full extent.



Mounting position of each switch

- 1) Height adjustment switch
- 2) Safety belt release switch
- 3) Wheelchair's locking switch

- 1) By pressing switch No.2, automatically the safety belt is released
- 2) Place the special handle on the back side of the wheelchair

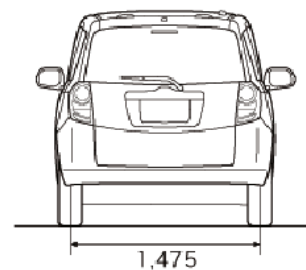
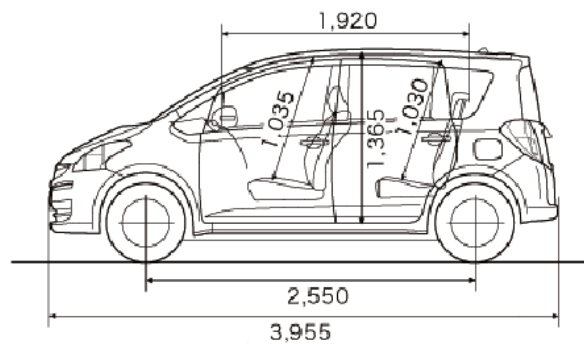
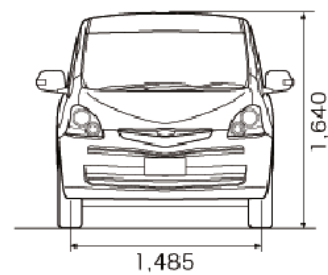
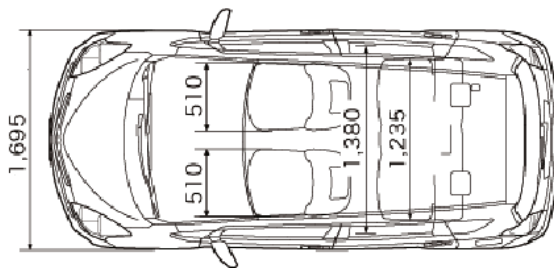
Pull both safety belts and place their hooks on the special handle. Using this safety belts prevents the wheelchair by moving rearwards while loading.



Push the wheelchair until the front wheels touches the end of special design space.

Place the two safety hooks on the back side wheelchairs frame, and press button number 3 to lock the hooks

Engage passenger's seatbelts. Press button number 1 once to return to original height.



ADDITIONAL RACTIS OPTIONS



Click below:

http://toyota.jp/welcab/ractis/movie/kaigo/index.html?fri_2





手動運転補助装置 手全体の動きによって、アクセル・ブレーキおよびスイッチの操作ができます。



フレンドマチック機構解除
コントロールアームの前方にある固定ノブを操作し、コントロールアームを折りたたむことにより、フレンドマチック機構が解除されます。



ラクティス(フレンドマチック車)は、手動運転補助装置と干渉するおそれがあるため、2WD車はBレンジ、4WD車は2-Lレンジを使用できないようにストッパーを設定しています。

コントロールアーム コントロールアームを手前に引くとアクセル、押すとブレーキの操作になります。



- ① ターンシグナルスイッチ
※ターンシグナルはステアリングと連動して解除されません。もう一度ターンシグナルスイッチを押して解除してください。
- ② ロービーム/ハイビーム切替スイッチ
- ③ ホーンスイッチ
- ④ レバーロックスイッチ
定アクセル&ブレーキロック
※ブレーキロック解除忘れ防止の警告ブザー付
- ⑤ ハザードスイッチ

ウェルキャリア

専用リモコンを使って、車いすを電動でルーフ上に格納できる「ウェルキャリア」。車いす格納時の操作性を格段に高めました。



①リモコンスイッチの「下」を押し続けると、ウェルキャリアの上部が約120mm持ち上がり、ユニット全体が横スライドした後、一旦停止します。



②ユニットが停止した位置から再度リモコンスイッチの「下」を押し続けると、ボディ保護のプロテクターと吊りベルトが下降します。



③車いす座面の吊上げバンドにフックを掛けます。リモコンスイッチの「上」を押し続け、車いすに手を添えながら吊り上げます。



④車いすの後輪がセーフティガイド内に取まっていることを確認してください。



⑤さらにリモコンスイッチの「上」を押し続けると、車いすはプロテクターとともにユニット内に収まり、その後ルーフ上に格納されます。

■ウェルキャリア専用装備



車いす吊上げバンド
ウェルキャリアに車いすを格納する時、車いすを吊り上げるためのバンドです。

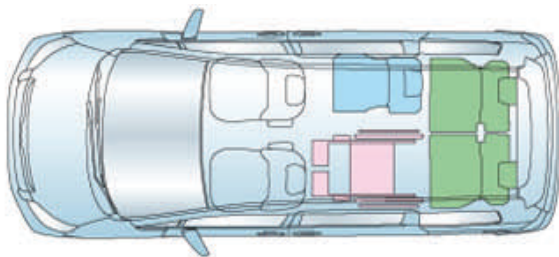
夜間照明灯
ウェルキャリアの操作を開始すると点灯し、完全格納すると消灯します。



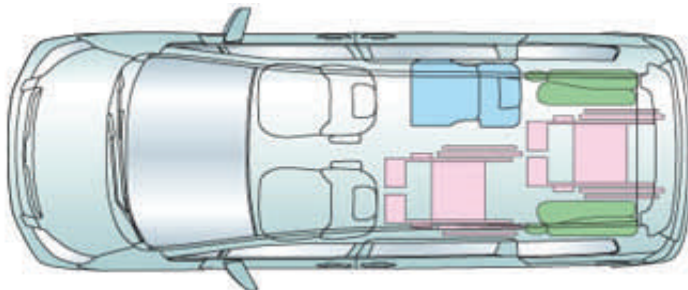
TOYOTA NOAH



TYPE I

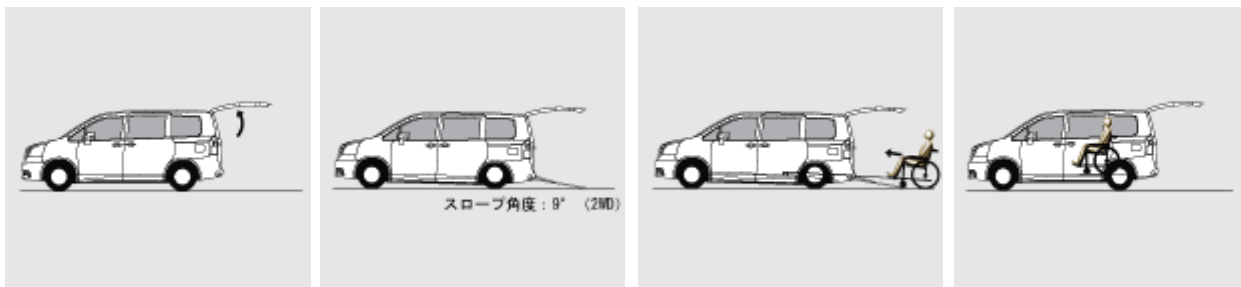


TYPE II



MODEL: 3ZR-FAE

<i>Displacement:</i>	<i>1.986L</i>
<i>Horsepower:</i>	<i>116kW(158PS)/6,200r.p.m.</i>
<i>Engine Type:</i>	<i>VVTi (Variable Valve Timing)</i>
<i>Driving Fuel Economy:</i>	<i>14km/liter</i>
<i>Transmission:</i>	<i>Automatic CVT</i>





TOYOTA PORTER *friend*





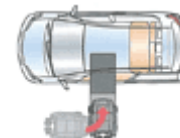
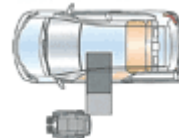
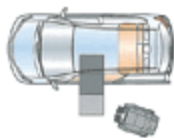
TYPE I



Electrically operated sliding door fully open. Smartkey allowing distant door opening.

Multifunction wheelchair joystick for easier and safer access.

Set the wheelchair on the specific hooks on the car lift.



Factory made, rechargeable wheelchair that can be used for small distances. It is a wheelchair and comfortable car seat at the same time. It can be charged either at home or during driving in the car. Only one color is available.



TYPE II



Electrically operated sliding door fully open with factory fitted crane.

Driver's seat comes out through electrically operated function.

The special crane lifts the wheelchair with ease of use.

The special mechanism places the driver and the wheelchair in the vehicle.



MODEL: 2NZ-FE/1NZ-FE VVTi

Displacement:

1296 cc/1496 cc

Horsepower:

64KW(87ps)-6000rpm/80KW(109ps)-6000rpm

Engine Type:

VVTi (Variable Valve Timing)

Dimensions (mm):

3.990 X 1.690 X 1.720



Transmission:

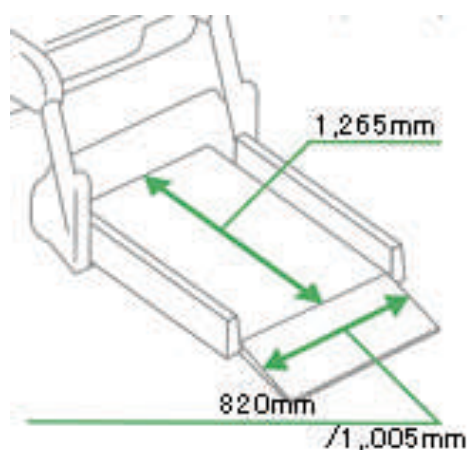
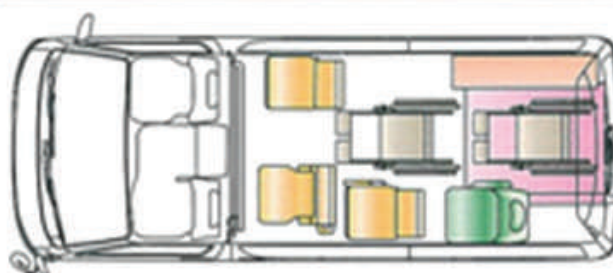
Automatic CVT

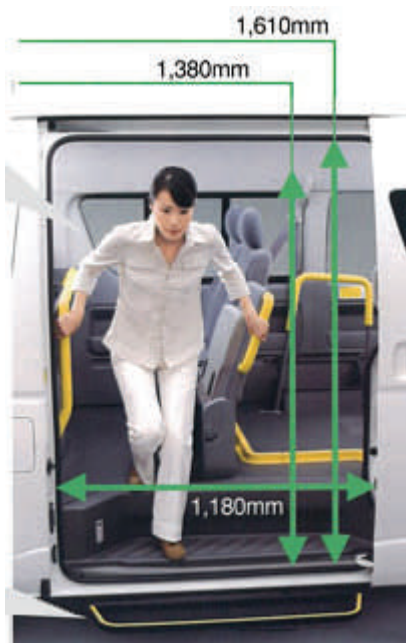


TOYOTA HIACE REGIUS



 × 2 +  × 6






Electrically Retractable side step. Automatically operated by door opening.



Built-in lift with wheelchair support hooks for safer access. ↓





After grabbing the two support bars on wheelchair frame, press the switch for tightening support bars. ←



Grab the two support bars on wheelchair frame.

INSIDE VIEW



MODEL: 1TR-FE (petrol engine)

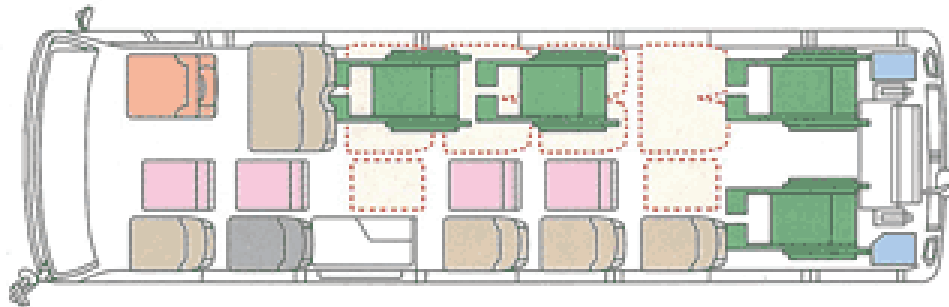
Displacement: 1.986L
 Horsepower: 116kW(133PS)/5.400r.p.m.
 Engine Type: VVTi (Variable Valve Timing)
 Driving Fuel Economy: 14km/liter
 Transmission: Automatic
 Dimensions (mm): 4695 X 1695 X 2235

MODEL: 1KD-FTV (diesel engine)

Displacement: 2.982L
 Horsepower: 100kW(136PS)/3.400r.p.m.
 Engine Type: Common Rail Turbo
 Transmission: Automatic
 Dimensions (mm): 4695 X 1695 X 2235



TOYOTA COASTER BUS 4000cc Diesel





TOYOTA WELCAB LINE



ESTIMA



SIENTA



RAUM



ISIS



VELLFIRE



PRIUS



VOXY



ALPHARD



ALLION



VITZ



Offering mobility to more people

Based on the principle of 'Respect for the individual,' Honda strives to offer freedom of mobility and transportation to as many people as possible, without exclusion. Our goal is to apply our original ideas and technology to help the disabled pursue independence and full participation in society. Honda has developed vehicles with easy-to-use functions commonly required by the physically challenged as well as functions specific to various disabilities. The constantly-expanding Honda Almas series features an impressive range of vehicles that meet the needs of the physically challenged—and those who care for them.



HONDA FREED
1500cc 16 valves i-Vtec

